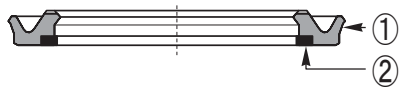

SBF

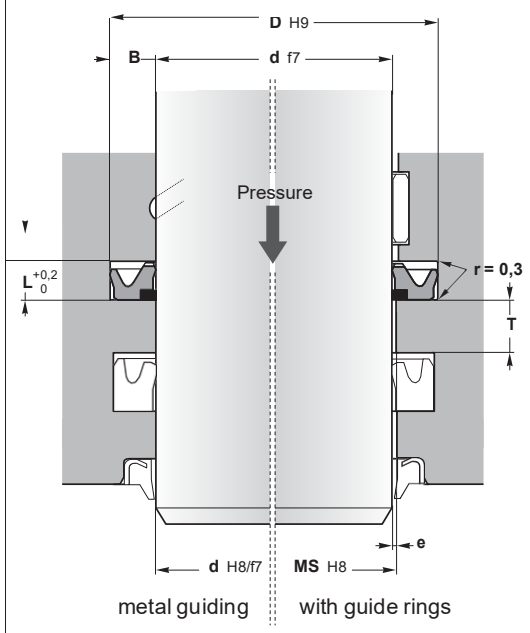

e (mm) ≤ 0,35

MS = d + 2e

T ≥ B

SBF buffer seals are used as the first sealing element in hydraulic cylinders and rod. They consist of high performanced PU and POM support ring.

SBF buffer seals must be combined with other sealing elements.

Operating conditions

Pressure	≤ 40 MPa
Temperature	-30°C to 100°C
Speed	≤ 0,5 m/s

Materials

Seal ①	PU
Anti-extrusion ring ②	POM

Assembly

In closed grooves

Pay attention to assemble the anti-extrusion ring in the right way

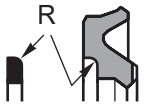

Advantages

Small section

To use only as “buffer” seal (primary rod seal)

Low friction

Excellent abrasion and wear resistance

The integrated anti-extrusion ring prevents the seal material from extrusion at higher pressure

Please contact us for applications approaching maximum values.

d	D	L	Reference
40	55,5	6,3	**SBF-40**
45	60,5	6,3	**SBF-45**
50	65,5	6,3	**SBF-50**
55	70,5	6,3	**SBF-55**
56	71,5	6,3	**SBF-56**
60	75,5	6,3	**SBF-60**
63	78,5	6,3	**SBF-63**
65	80,5	6,3	**SBF-65**
70	85,5	6,3	**SBF-70**
75	90,5	6,3	**SBF-75**
80	95,5	6,3	**SBF-80**
85	100,5	6,3	**SBF-85**
90	105,5	6,3	**SBF-90**
95	110,5	6,3	**SBF-95**
100	115,5	6,3	**SBF-100**

d	D	L	Reference
105	120,5	6,3	**SBF-105**
110	125,5	6,3	**SBF-110**
115	130,5	6,3	**SBF-115**
120	135,5	6,3	**SBF-120**
125	140,5	6,3	**SBF-125**
130	145,5	6,3	**SBF-130**
135	150,5	6,3	**SBF-135**
140	155,5	6,3	**SBF-140**
150	165,5	6,3	**SBF-150**
155	170,5	6,3	**SBF-155**
160	175,5	6,3	**SBF-160**
170	185,5	6,3	**SBF-170**
180	195,5	6,3	**SBF-180**
200	220,5	8,1	**SBF-200**

The **SBF**-seal may also be assembled in the groove of the standard **SGR** seal (**D** -0,4 mm).